

CARLOS MONROE

FLORIDA ATLANTIC BASKETBALL 2008.09



32

Carlos Monroe

Senior

Forward

6-8, 245

Philadelphia, PA

• All-time leading rebounder in FAU history

• Only FAU player to have 600+ rebounds and 1,000+ points

• Ranks fifth all-time at FAU in points scored (1,191)

• Third-best field goal shooting % (.542) in FAU history

Junior (2007-08): Named a First-Team All-Sun Belt Conference forward...led the Sun Belt in rebounding (9.5)...established new FAU records for both rebounds in a single-season (312) and defensive rebounds in a single-season (254)...became the sixth player in school history to reach the 1,000-point plateau, scoring 24 points vs. Denver (1/24)...his 508 points in 2007-08 was the fifth-best single-season scoring performance in FAU history...led the team in scoring (15.4 ppg) and rebounding (9.5)...was the only SBC player to rank in the top six in both

scoring and rebounding...had 13 double-doubles (pts-reb), which was the second-highest total all-time...his 9.5 rebounds per game were good for 33rd nationally among all Division I players...began the season averaging 17.9 points through the first 10 games of the season...scored 22 points in the season-opener at Rhode Island (11/9)...had the first of 13 double-doubles, grabbing 15 rebounds and scoring 13 in an early-season win vs. Stetson (11/16)...scored 21+ points in five-of-six games from Nov. 18-Dec 19...led FAU to a 7-1 record from Jan. 19-Feb. 11...career rebounding night (17 rebounds) against Middle Tennessee State (2/23) in which he played a season-high 36 minutes.

Sophomore (2006-07): Named a Second-Team All-Sun Belt Conference forward...nearly averaged a double-double with 18.4 points and 9.4 rebounds in a terrific sophomore campaign...

CAREER HIGHS

Points	30 (2/17/07 vs UNO)
Mins	42 (2/28/07 vs FIU)
Rebs	17 (2/23/08 vs MTSU)
Off	5 (3x, last 2/24/07 at MTSU)
Assists	3 (5x, 1/13/07 vs ULM)
Blocks	2 (2x, 2/8/08 vs Arkansas St.)
Steals	4 (12/19/07 vs North Florida)
FG Made	13 (2x, 1/6/07 at So. Alabama)
Att	19 (1/6/07 at So. Alabama)
% (5+ att)	10-12 (2/14/07 at WKU)
3-PT Made	2 (3/5/08 vs FIU)
Att	2 (2x, 3/5/08 vs FIU)
FT Made	10 (2x, 1/24/08 vs Denver)
Att	17 (11/13/06 at UMKC)
% (4+ att)	4-4 (3x, 3/5/08 vs FIU)

only player in the Sun Belt to finish in the top-seven in points and rebounds...finished third in the Sun Belt in scoring (18.4) and 56th nationally...finished second in the Sun Belt in rebounding (9.4) and 23rd nationally...had the second-most efficient offensive season in school history and led the Sun Belt by shooting 59.7 percent (200-335) from the field...his 200 made field goals were 5th all-time in FAU history and most ever by a sophomore...his 496 points were most ever by a sophomore...earned his first career double-double against UMKC (11/13)...set a new career-high with 29 points against South Alabama (1/6)...scored 26 points and grabbed 11 rebounds against

Florida International (2/28) in the first round of the Sun Belt Tournament for his 11th double-double of the season (tying an FAU single-season record) and seventh in his final 10 games.

Freshman (2005-06): Named to the Atlantic Sun Conference All-Freshmen Team...averaged 11.0 points and 4.6 rebounds in 17 games...second on the team in shooting (54.5%)...finished the season 28th in conference, scoring (11.6) and 10th in field goal percentage (54.9%)...shot 60.0% or better from the field in 10 of 17 games...team went 5-0, shot 55.7% from the field and had +5.6 rebounding margin in his first five games, a stretch in which he shot 61.9% and averaged 13.4

CARLOS MONROE

FLORIDA ATLANTIC BASKETBALL 2008.09

2007-08 GAME-BY-GAME


Game	GS	Min	TOTAL FG	Pct	3-PT	Pct	F THROWS	Pct	OFF	DEF	TOT	Avg	PF	A	TO	Blk	Stl	Pts	Avg
Nov 9 @ Rhode Island	*	27	9-13	.692	0-0	.000	4-4	1.000	1	8	9	9.0	3	1	5	0	0	22	22.0
Nov 12 @ Boston Coll.	*	35	2-10	.200	0-1	.000	0-2	.000	1	7	8	8.5	4	1	2	0	1	4	13.0
Nov 16 vs. Stetson	*	29	5-9	.556	0-0	.000	3-10	.300	2	13	15	10.7	3	0	2	0	0	13	13.0
Nov 17 vs. South Florida	*	32	5-11	.455	0-0	.000	5-8	.625	0	6	6	9.5	3	1	0	1	1	15	13.5
Nov 18 vs. Cleveland State	*	32	9-15	.600	0-0	.000	5-11	.455	3	10	13	10.2	3	0	2	0	1	23	15.4
Nov 26 @ UMKC	*	35	10-17	.588	0-0	.000	6-10	.529	3	10	13	10.7	2	0	1	1	0	26	17.2
Nov 28 @ Kansas	*	30	1-8	.125	0-0	.000	2-8	.472	0	5	5	9.9	2	1	2	0	1	4	15.3
Dec 1 McNeese State	*	31	8-16	.500	0-0	.000	5-7	.714	2	2	4	9.1	1	1	1	1	1	21	16.0
Dec 8 Fla. Gulf Coast	*	31	12-18	.667	1-1	1.000	1-6	.167	3	6	9	9.1	2	2	3	0	2	26	17.1
Dec 18 North Florida	*	32	8-13	.615	0-0	.000	9-16	.563	1	9	10	9.2	3	2	8	0	4	25	17.9
Dec 20 @ Arkansas St.*	*	34	6-12	.500	0-0	.000	3-4	.750	1	13	14	9.6	2	3	3	0	1	15	17.6
Dec 23 @ Monmouth	*	32	7-17	.411	0-0	.000	6-12	.500	3	7	10	9.7	3	1	4	1	0	20	17.8
Dec 29 @ UL-Lafayette*	*	30	5-9	.556	0-0	.000	5-8	.625	1	5	6	9.4	2	1	0	0	0	15	17.6
Jan 2 South Alabama*	*	35	7-13	.538	0-0	.000	1-2	.500	3	8	11	9.7	3	1	4	0	2	15	17.4
Jan 5 @ FIU*	*	22	3-6	.500	0-0	.000	1-6	.167	2	3	5	9.2	3	0	2	0	2	7	16.7
Jan 9 @ Mid. Tenn St.*	*	26	5-9	.556	0-0	.000	5-7	.714	1	8	9	9.2	3	0	2	0	1	15	16.6
Jan 12 Troy*	*	31	10-15	.667	0-0	.000	4-6	.667	3	13	16	9.6	3	2	1	0	1	24	17.1
Jan 16 @ W. Kentucky*	*	22	2-10	.200	0-0	.000	1-2	.500	2	7	9	9.6	2	1	7	0	0	5	16.4
Jan 19 North Texas*	*	18	7-11	.636	0-0	.000	5-9	.556	2	11	13	9.7	2	0	1	0	0	19	16.5
Jan 24 Denver*	*	32	7-10	.700	0-0	.000	10-16	.625	2	4	6	9.6	2	0	1	0	3	24	16.9
Jan 27 @ UALR*	*	25	4-11	.364	0-0	.000	3-7	.429	2	4	6	9.4	5	2	2	0	2	11	16.6
Jan 30 New Orleans*	*	27	6-14	.429	0-0	.000	3-5	.600	0	10	10	9.4	3	0	1	2	0	15	16.5
Feb 2 Savannah St.	*	23	5-6	.833	0-0	.000	3-5	.600	0	7	7	9.3	4	2	4	0	2	13	16.4
Feb 6 @ UL-Monroe*	*	28	4-7	.571	0-0	.000	2-5	.400	2	6	8	9.3	2	1	2	0	1	10	16.1
Feb 9 Arkansas State*	*	27	5-8	.625	1-2	.500	6-10	.600	2	6	8	9.2	3	2	1	2	0	17	16.2
Feb 11 Longwood	*	16	4-5	.800	0-0	.000	3-3	1.000	0	5	5	9.0	0	1	0	0	0	11	16.0
Feb 16 @ So. Alabama*	*	19	3-6	.500	0-0	.000	1-2	.500	4	6	10	9.1	3	2	1	0	1	7	15.6
Feb 20 FIU*	*	28	5-14	.357	0-1	.000	5-10	.500	3	4	7	9.0	2	1	2	0	2	15	15.6
Feb 23 Mid. Tenn St.*	*	36	6-13	.462	0-0	.000	9-12	.750	1	16	17	9.3	3	1	3	0	2	21	15.8
Feb 27 @ Troy*	*	22	4-12	.333	0-0	.000	2-6	.333	2	8	10	9.3	1	1	5	0	1	10	15.6
Mar 1 W. Kentucky*	*	28	6-9	.667	0-0	.000	3-6	.500	2	7	9	9.3	3	1	0	0	1	15	15.6
Mar 5 FIU	*	24	5-7	.714	2-2	1.000	4-4	1.000	3	11	14	9.4	4	1	1	0	1	16	15.6
Mar 9 vs. UALR	*	27	3-8	.375	0-1	.000	3-4	.750	1	9	10	9.5	5	0	4	0	3	9	15.4

*Sun Belt game

points and 5.4 rebounds...FAU was 11-6 overall in his 17 games played...made his collegiate debut, scoring 14 points, including 10 points (four-of-four from the field and two-of-two at the free throw line) in first 5:47 of playing time, vs. Mercer (1/7).

High School: Attended Cape Coral High School in Cape Coral, FL...coached by Dave Funk...averaged 21 points, 12 rebounds and three blocks per game as a senior...named second-team all-state (5A) by the Florida Sports Writers Association (FSWA)...received all-conference honors...All-Southwest Florida McDonald's All-America nominee...named team MVP.

Personal: Born May 23, 1987, in Philadelphia, PA...son of Carlos Monroe, Sr., and Ann Brooks...stepmother is Eve Monroe...has two children, daughter Cymiah and son Carlos Monroe III.



FAU RECORD BOOK

CAREER REBOUNDS

644	Carlos Monroe, 2005-pres.
575	Robert Williams, 2000-04
551	Damon Arnette, 1996-98
514	Mike Bell, 2003-04
482	Cedric Peoples, 1993-96
454	Jeff Cowans, 2000-03

CAREER POINTS

1,559	Earnest Crumbley, 2000-03
1,501	Craig Buchanan, 1993-96
1,388	Jeff Cowans, 2000-03
1,246	Damon Arnette, 1996-98
1,191	Carlos Monroe, 2005-pres.
1,001	Mike Bell, 2003-04

CAREER REBOUNDING AVERAGE

9.5	Mike Bell, 2003-04
8.4	Carlos Monroe, 2005-pres.
7.3	Damon Arnette, 1996-98
7.2	Raheim Brown, 2000-01
6.8	Rodney Webb, 2004-05
5.4	Daryl Dingle, 2000-01

CAREER SCORING AVERAGE

18.5	Mike Bell, 2003-04
17.2	Shane Taylor, 1989-90
16.6	Damon Arnette, 1996-98
15.4	Carlos Monroe, 2005-pres.
15.4	Dexter Hill, 1990-91

SEASON REBOUNDS (games)

312	Carlos Monroe, 2007-08 (33)
263	Raheim Brown, 2001-02 (31)
262	Mike Bell, 2003-04 (27)
262	Daryl Kanning, 1989-90 (28)
254	Carlos Monroe, 2006-07 (27)
252	Mike Bell, 2004-05 (27)

SEASON REBOUNDING AVERAGE

9.7	Mike Bell, 2003-04
9.5	Carlos Monroe, 2007-08
9.5	Carlos Monroe, 2006-07
9.4	Daryl Kanning, 1989-90
9.3	Mike Bell, 2004-05
8.5	Raheim Brown, 2001-02

CAREER FG % (min. 200 made)

.579	Darryl Kanning, 1988-89
.573	Shane Taylor, 1989-90
.542	Carlos Monroe, 2005-pres.
.517	Dexter Hill, 1990-91
.512	Raheim Brown, 2000-01

MOST POINTS SINGLE-SEASON (games)

544	Ron McLin, 1988-89 (28)
540	Shane Taylor, 1990-91 (27)
525	Damon Arnette, 1998-99 (24)
516	Mike Bell, 2004-05 (27)
508	Carlos Monroe, 2007-08 (33)
508	Raheim Brown, 2001-02 (31)
496	Carlos Monroe, 2006-07 (27)

OVERALL CAREER STATS

				TOTAL FG		3-PTRS		F THROWS		REBOUNDS										
Season	GP/S	Min	Avg	M-A	Pct	M-A	Pct	M-A	Pct	OFF	DEF	TOT	Avg	PF	A	TO	Blk	Stl	Pts	Avg
2005-06	17/1	323	19.0	78-143	.545	0-1	.000	31-53	.585	35	43	78	4.6	25	21	25	3	12	187	11.0
2006-07	27/25	842	31.2	200-355	.597	0-0	.000	96-160	.600	71	183	254	9.5	75	28	56	5	30	496	18.4
2007-08	33/33	926	28.1	188-362	.519	4-8	.500	128-233	.549	58	254	312	9.5	90	33	76	8	37	508	15.4
Career	77/59	2091	27.1	466-860	.542	4-9	.444	255-446	.571	164	480	644	8.4	190	82	131	16	79	1191	15.4

CONFERENCE CAREER STATS

CONFERENCE CHAMPION																				
				TOTAL FG		3-PTRS		F THROWS		REBOUNDS										
Season	GP/S	Min	Avg	M-A	Pct	M-A	Pct	M-A	Pct	OFF	DEF	TOT	Avg	PF	A	TO	Blk	Stl	Pts	Avg
2005-06	16/1	307	19.2	78-142	.549	0-1	.000	30-51	.588	35	42	77	4.8	25	21	25	3	12	186	11.6
2006-07	16/15	507	31.7	125-206	.607	0-0	.000	59-98	.602	44	107	151	9.4	41	17	30	3	16	309	19.3
2007-08	18/18	490	27.2	95-189	.503	1-3	.333	69-123	.561	35	139	174	9.7	48	19	38	4	20	260	14.4
Career	50/34	1304	26.0	298-537	.555	1-4	.250	158-272	.580	114	288	402	8.0	114	57	93	10	48	755	15.1

PAUL GRAHAM III

FLORIDA ATLANTIC BASKETBALL 2008.09



25 Paul Graham III

Senior
Guard
6-5, 190
Philadelphia, PA

Junior (2007-08): Finished the season moving into seventh place on the all-time FAU scoring list with 946 points...needs just 54 more points to total 1,000 for his career...averaged 14.0 points per game- doing so as a reserve in 20 of the 25 games he appeared in...second straight season averaging 14+ points per game...began the season starting in each of FAU's first five games, averaging 17.8 points during that stretch... three straight games with 18+ points in five starts, scoring 18 in a win over Stetson (11/16) and pouring in 23 including a season-high three 3-pointers against South Florida (11/17)...missed seven games from late November into early January...returned to the lineup and averaged 21 minutes per game as a sub over the last 20 games of the year... scored 13 points per game as a sub, by far the most productive sixth-man in the Sun Belt Conference...settled in to reach double-figures in all but two

of FAU's final 14 games...had a career-high 27 points in 28 minutes leading FAU to a key road win at Troy (2/27)...was perfect in setting a career-high with 11-of-11 free throws made vs. Arkansas-Little Rock (3/9) at the SBC Tournament in Mobile, Alabama...emerged as FAU's leading scorer to close out the season, averaging over 16 points per game spanning the final seven games of the season.

Sophomore (2006-07): Doubled his scoring average from his freshman season, averaging 14.1 points per contest...second on the team in assists after nearly tripling his assist total from his freshman year with 96...hit 37.6 percent (41-109) of his triple tries... hit 72.3 percent (86-119) of his free throws...scored in double-figures in 15 of his first 16 games and 26 of 29 on the year...scored 14 points on 5-of-10 shooting against Oklahoma State (11/10) after spraining his ankle at shoot-around... scored 18 as a reserve on 5-of-7 shooting, including a 3-for-3

CAREER HIGHS

Points	27 (2/27/08 at Troy)
Mins	40 (11/13/06 at UMKC)
Rebs	8 (11/22/06 at North Florida)
Off	3 (2/14/07 at WKU)
Assists	7 (4x, last 2/3/07 at Troy)
Blocks	1 (6x, 2/20/08 vs FIU)
Steals	3 (3x, 2/2/08 vs Savannah St.)
FG Made	9 (2/27/08 at Troy)
Att	18 (11/22/06 at North Florida)
% (5+ att)	5-5 (1/15/06 at Gardner-Webb)
3-PT Made	4 (2x, 12/13/06 vs Troy)
Att	10 (11/13/06 at UMKC)
% (3+ att)	3-3 (12/30/06 vs WKU)
FT Made	11 (3/9/08 vs UALR)
Att	12 (2/23/08 vs MTSU)
% (4+ att)	11-11 (3/9/08 vs UALR)

night from deep and a 5-for-7 night from the line against Western Kentucky (12/30)... scored a then-career-high 22 points on 8-of-13 shooting and tied a career-high with seven assists against New Orleans (2/17)...scored 17 points on 7-of-12 shooting against Florida International (2/28) in the first round of the Sun Belt Tournament...scored 10 points in the second round of the SBC Tournament against Western Kentucky (3/4).

Freshman (2005-06): One of two Owls nominated for Atlantic Sun All-Freshmen honors (Carlos Monroe)...averaged 7.0 points and 1.3 rebounds in 27 games, starting once...scored double-figure points eight times... posted 25 assists in his final eight games...one of four Owls with a positive assist-to-ratio

(Brent Crews, Kevin Green, Ty McTyer)...had nine points, a career-best three steals and shot four-of-eight from the field in his collegiate debut at Colgate (11/18).

High School: Attended Lutheran Christian Academy in Philadelphia, PA... coached by Darryl Schofield... nationally ranked among top-100 prep players by The Hoopscoop Online...attended Simon Grantz High School.

Personal: Sociology major... born Dec. 2, 1985, in Philadelphia, PA...son of Rosa Marie Gonzales and Paul Graham, Jr., who played for the NBA's Atlanta Hawks from 1991-94.

PAUL GRAHAM III

FLORIDA ATLANTIC BASKETBALL 2008.09

2007-08 GAME-BY-GAME

Game		GS	Min	TOTAL FG		3-PTRS		F THROWS		REBOUNDS				PF	A	TO	Blk	Stl	Pts	Avg
				M-A	Pct	M-A	Pct	M-A	Pct	OFF	DEF	TOT	Avg							
Nov 9	@ Rhode Island	*	25	5-14	.357	0-4	.000	6-8	.750	1	2	3	3.0	1	1	4	0	2	16	16.0
Nov 12	@ Boston Coll.	*	31	5-12	.417	2-3	.667	2-3	.667	1	0	1	2.0	2	0	5	0	1	14	15.0
Nov 16	vs. Stetson	*	21	6-14	.429	1-3	.333	5-8	.625	2	4	6	3.3	4	1	3	0	1	18	16.0
Nov 17	vs. South Florida	*	25	6-12	.500	3-5	.600	8-11	.727	0	0	0	2.5	2	2	3	0	0	23	17.8
Nov 18	vs. Cleveland State	*	31	6-13	.462	2-4	.500	4-4	1.000	0	2	2	2.4	3	2	0	1	0	18	17.8
Nov 26	@ UMKC	DNP - CD																		
Nov 28	@ Kansas	DNP - CD																		
Dec 1	McNeese State	DNP- CD																		
Dec 8	Fla. Gulf Coast	DNP- CD																		
Dec 18	North Florida	DNP- CD																		
Dec 20	@ Arkansas St.*	DNP- CD																		
Dec 23	@ Monmouth	DNP- CD																		
Dec 29	@ UL-Lafayette*	DNP- CD																		
Jan 2	South Alabama*	22	4-13	.308	0-3	.000	0-0	.000	1	5	6	3.0	4	1	2	1	0	8	16.2	
Jan 5	@ FIU*	23	4-10	.400	0-3	.000	1-7	.143	1	0	1	2.7	1	1	3	0	1	9	15.1	
Jan 9	@ Mid. Tenn St.*	19	2-4	.500	1-3	.333	1-2	.500	0	0	0	2.4	2	2	2	0	1	6	14.0	
Jan 12	Troy*	20	6-11	.545	1-3	.333	7-9	.778	0	2	2	2.3	2	5	4	0	1	20	14.7	
Jan 16	@ W. Kentucky*	14	3-8	.375	1-1	1.000	0-1	.000	0	2	2	2.3	0	0	1	1	0	7	13.9	
Jan 19	North Texas*	19	2-5	.400	0-1	.000	2-4	.500	0	3	3	2.4	2	4	1	0	0	6	13.2	
Jan 24	Denver*	22	3-6	.500	0-1	.000	4-4	1.000	0	0	0	2.2	3	1	2	0	0	10	12.9	
Jan 27	@ UALR*	19	5-7	.714	1-1	1.000	0-3	.000	2	1	3	2.2	2	0	2	0	1	11	12.8	
Jan 30	New Orleans*	21	4-8	.500	1-2	.500	4-5	.800	0	3	3	2.3	0	1	4	0	0	13	12.8	
Feb 2	Savannah St.	18	5-8	.625	2-3	.667	6-7	.857	0	0	0	2.1	4	1	3	0	3	18	13.1	
Feb 6	@ UL-Monroe*	27	4-8	.500	1-3	.333	5-7	.714	0	3	3	2.2	0	1	1	0	0	14	13.2	
Feb 9	Arkansas State*	20	7-12	.583	0-0	.000	4-5	.800	0	2	2	2.2	2	1	3	0	0	18	13.5	
Feb 11	Longwood	21	3-6	.500	0-2	.000	3-5	.600	0	4	4	2.3	2	4	6	0	1	9	13.2	
Feb 16	@ South Alabama*	14	3-6	.500	0-1	.000	1-3	.333	0	0	0	2.2	4	1	1	0	0	7	12.9	
Feb 20	FIU*	26	7-11	.636	1-2	.500	3-5	.600	0	1	1	2.1	1	0	2	1	0	18	13.2	
Feb 23	Mid. Tenn St.*	18	2-9	.222	1-2	.500	10-12	.833	0	2	2	2.1	1	1	2	0	0	15	13.2	
Feb 27	@ Troy*	28	9-15	.600	2-5	.400	7-8	.875	0	2	2	2.1	2	2	1	0	1	27	13.9	
Mar 1	W. Kentucky*	26	5-9	.556	1-2	.500	6-8	.750	0	1	1	2.0	3	1	4	0	0	17	14.0	
Mar 3	FIU	25	3-12	.250	1-3	.333	5-6	.833	1	4	5	2.2	2	1	4	0	2	12	13.9	
Mar 9	vs. UALR	26	2-8	.250	0-0	.000	11-11	1.000	0	0	0	2.1	3	1	3	0	0	15	14.0	
*Sun Belt game																				

*Sun Belt game



FAU
RECORD
BOOK

CAREER POINTS

1,559 Earnest Crumbley, 2000-03
1,501 Craig Buchanan, 1993-96
1,388 Jeff Cowans, 2000-03
1,246 Damon Arnette, 1996-98
1,191 Carlos Monroe, 2005-pres.
1,001 Mike Bell, 2003-04
946 Paul Graham III, 2005-pres.
919 Michael Harvey, 1992-95
912 Shane Taylor, 1989-90
902 Phillip Huyler, 1994-96
865 DeAndre Rice, 2005-06

CAREER ASSISTS

505 Earnest Crumbley, 2000-03
273 Brent Crews, 2005-06
239 Donald Smith, 1989-90
202 Phillip Huyler, 1994-96
199 Kahleaf Watson, 2003-04
191 Jeff Cowans, 2000-03
175 Derek Jackson, 1994-95
168 Paul Graham III, 2005-pres.
163 Ryan Hercek, 1996-99

FIELD GOALS MADE IN CAREER

582 Craig Buchanan, 1993-96
503 Earnest Crumbley, 2000-03
494 Jeff Cowans, 2000-03
466 Carlos Monroe, 2005-pres.
426 Damon Arnette, 1996-98
397 Mike Bell, 2003-04
350 Shane Taylor, 1989-90
346 Michael Harvey, 1992-95
341 Ron McLin, 1988-89
333 Robert Williams, 2000-04
326 Darrin Herrick, 1989-90
323 Paul Graham III, 2005-pres.

FREE THROWS MADE IN CAREER

312 Phillip Huyler, 1994-96
274 Damon Arnette, 1996-98
267 Craig Buchanan, 1993-96
255 Earnest Crumbley, 2000-03
255 Carlos Monroe, 2005-pres.
222 Paul Graham III, 2005-pres.
194 Jeff Cowans, 2000-03
194 Dexter Hill, 1990-91

FREE THROWS - CONFERENCE
TOURNAMENT GAME

11 Paul Graham III v. UALR ('08)
11 Emmett Murphy v. Stetson ('00)

Overall Career Stats																				
Season	GP/S	Min	Avg	Total FG		3-PTRS		F THROWS		REBOUNDS										
				M-A	Pct	M-A	Pct	M-A	Pct	OFF	DEF	TOT	Avg	PF	A	TO	Blk	Stl	Pts	Avg
2005-06	27/1	429	15.9	71-162	.438	15-51	.294	31-47	.660	10	24	34	1.3	35	37	27	1	16	188	7.0
2006-07	29/20	906	31.2	141-307	.459	41-109	.376	86-119	.723	12	57	69	2.4	61	96	73	1	29	409	14.1
2007-08	25/5	569	22.8	111-239	.464	22-60	.367	105-145	.724	9	43	52	2.1	52	35	66	4	15	349	14.0
Career	81/26	1904	23.5	323-708	.456	78-220	.354	222-311	.714	31	124	155	1.9	148	168	166	6	60	946	15.4
Conference Career Stats																				
Season	GP/S	Min	Avg	Total FG		3-PTRS		F THROWS		REBOUNDS										
				M-A	Pct	M-A	Pct	M-A	Pct	OFF	DEF	TOT	Avg	PF	A	TO	Blk	Stl	Pts	Avg
2005-06	19/1	284	14.9	48-102	.471	8-27	.296	21-29	.724	8	21	29	1.5	18	31	17	1	10	125	6.6
2006-07	17/11	521	30.6	77-169	.456	23-65	.354	55-71	.775	6	32	38	2.2	30	55	29	0	20	232	13.6
2007-08	16/0	338	21.1	70-140	.500	11-33	.333	55-83	.663	4	27	31	1.9	29	22	35	3	5	206	12.9
Career	52/12	1143	21.9	195-411	.474	42-125	.336	131-183	.716	18	80	98	1.8	77	108	81	4	35	563	10.8



12 Carderro Nwoji
Senior
Guard
6-0, 175
Wichita, KS

Junior (2007-08):

Immediately established himself as one of the top point guards in the Sun Belt Conference...dished out 122 assists, which was the fifth-highest assist total in FAU history...shot 87% (76-for-87) from the free-throw line, equaling the best free-throw shooting year in program history...one of just two FAU players to start in all 33 games...led the team in 3-pointers made (59), assists (79), free-throw shooting (87%), steals (29) and minutes (1,096)...59 3-pointers made was ninth-best all-time in FAU single-season history...a strong candidate for SBC Newcomer of the Year honors...third-best assist-to-turnover ratio (1.58) in the Sun Belt...top-10 among all league players in 3-point FG % (.410) and minutes played (33.2 per game)...scored a season-high 25 points, making 7-of-11 3-pointers at Arkansas State (12/20)...distributed a season-high

nine assists in an early season game against UMKC (11/26)...played without a turnover in 37 minutes vs. South Alabama (1/2) while dishing out seven assists and making three steals...made 7-of-13 shots and finished with 19 points at Western Kentucky (1/16)...went 6-for-6 from the free-throw line three different times and made a season-high 7-of-8 free throws in a late-season victory at Troy (2/27)...totaled a season-high seven rebounds three times, including a 17-point, seven-rebound, six-assist night to help FAU beat New Orleans (1/30)...had three or more 3-point baskets eight different times...made 5-of-6 3-point attempts and finished with 20 points and five assists in FAU's 91-64 win over rival FIU (3/5) in the SBC Tournament...essential in helping FAU win 7-of-9 games down the stretch...averaged 13 points spanning FAU's final 13 games of the year, reaching

CAREER HIGHS

Points	25 (12/20/07 at Arkansas St.)
Mins	39 (1/24/08 vs Denver)
Rebs	7 (3x, last, 2/27/08 at Troy)
Off	2 (1/05/08 vs FIU)
Assists	9 (11/26/07 at UMKC)
Blocks	
Steals	3 (12/18/07 vs UNF)
FG Made	8 (12/20/07 at Arkansas St.)
Att	13 (12/20/07 at Arkansas St.)
% (5+ att)	8-13 (12/20/07 at Arkansas St.)
3-PT Made	7 (12/20/07 at Arkansas St.)
Att	11 (12/20/07 at Arkansas St.)
% (3+ att)	4-4 (1/30/08 vs UNO)
FT Made	7 (2/27/08 at Troy)
Att	8 (2/27/08 at Troy)
% (4+ att)	6-6 (3x, 2/23/08 vs MTSU)



2007-08 GAME-BY-GAME

Game		GS	Min	TOTAL FG		3-PTRS		F THROWS		REBOUNDS			Avg	PF	A	TO	Blk	Stl	Pts	Avg
				M-A	Pct	M-A	Pct	M-A	Pct	OFF	DEF	TOT								
Nov 9	@ Rhode Island	*	29	0-3	.000	0-2	.000	3-4	.750	0	0	0	0.0	0	3	3	0	0	3	3.0
Nov 12	@ Boston College	*	33	5-9	.556	1-4	.250	4-4	1.000	0	3	3	1.5	0	2	5	0	1	15	9.0
Nov 16	vs. Stetson	*	23	1-7	.143	1-4	.250	5-6	.833	1	2	3	2.0	3	2	0	0	0	8	8.7
Nov 17	vs. South Florida	*	31	2-4	.500	2-3	.667	0-0	.000	0	0	0	1.5	1	8	3	0	0	6	8.0
Nov 18	vs. Cleveland St.	*	34	2-4	.500	0-0	.000	0-0	.000	0	0	0	1.2	2	5	0	0	0	4	7.2
Nov 26	@ UMKC	*	35	1-6	.167	1-4	.250	2-2	1.000	0	5	5	1.8	2	9	2	0	0	5	6.8
Nov 28	@ Kansas	*	35	3-10	.300	3-6	.500	5-6	.833	0	5	5	2.3	2	3	3	0	0	14	7.9
Dec 1	McNeese State	*	35	2-7	.286	1-3	.333	0-0	.000	1	3	4	2.5	0	2	2	0	0	5	7.5
Dec 8	Fla. Gulf Coast	*	37	4-7	.571	2-3	.667	0-0	.000	0	4	4	2.7	2	1	2	0	2	10	7.8
Dec 18	North Florida	*	34	5-9	.555	5-6	.833	2-2	1.000	0	1	1	2.5	1	5	0	0	3	17	8.7
Dec 20	@ Arkansas St.*	*	38	8-13	.615	7-11	.636	2-2	1.000	1	1	2	2.5	2	2	3	0	0	25	10.2
Dec 23	@ Monmouth	*	38	1-6	.167	1-4	.250	2-2	1.000	0	6	6	2.8	1	3	2	0	1	5	9.8
Dec 29	@ UL-Lafayette*	*	38	2-8	.250	0-3	.000	0-0	.000	0	4	4	2.8	0	3	3	0	1	4	9.3
Jan 2	South Alabama*	*	37	3-12	.250	2-8	.250	0-0	.000	0	4	4	2.9	0	7	0	0	3	8	9.2
Jan 5	@ FIU*	*	36	5-11	.455	3-6	.500	0-0	.000	2	4	6	3.1	3	4	4	0	0	13	9.5
Jan 9	@ Mid. Tenn St.*	*	34	2-6	.333	0-4	.000	2-2	1.000	1	3	4	3.2	1	4	2	0	0	6	9.3
Jan 12	Troy*	*	28	3-6	.500	2-5	.400	1-4	.250	0	4	4	3.2	2	1	3	0	0	9	9.2
Jan 16	@ W. Kentucky*	*	37	7-13	.538	4-7	.571	1-2	.500	0	3	3	3.2	2	1	4	0	0	19	9.8
Jan 19	North Texas*	*	34	1-5	.200	0-3	.000	0-0	.000	0	3	3	3.2	4	5	1	0	2	2	9.4
Jan 24	vs. Denver*	*	39	3-9	.333	1-6	.167	1-1	1.000	0	1	1	3.1	0	5	3	0	1	8	9.3
Jan 27	@ A-Little Rock*	*	37	5-14	.357	1-6	.167	6-6	1.000	1	6	7	3.3	2	6	1	0	2	17	9.7
Jan 30	New Orleans*	*	33	5-5	1.000	4-4	1.000	4-4	1.000	1	4	5	3.4	1	2	4	0	1	18	10.0
Feb 2	Savannah St.	*	31	1-3	.333	1-2	.500	6-6	1.000	0	1	1	3.3	3	4	2	0	1	9	10.0
Feb 6	@ UL-Monroe*	*	27	1-2	.500	1-2	.500	0-0	.000	1	2	3	3.3	2	4	1	0	1	3	9.7
Feb 9	Arkansas State*	*	32	4-7	.571	1-2	.500	2-2	1.000	1	6	7	3.4	4	4	5	0	2	11	9.8
Feb 11	Longwood	*	20	3-5	.600	2-4	.500	2-2	1.000	0	0	0	3.3	0	2	0	0	1	10	9.8
Feb 16	@ So. Alabama*	*	35	7-9	.778	3-5	.600	0-0	.000	0	1	1	3.2	0	6	4	0	2	17	10.0
Feb 20	FIU*	*	36	2-6	.333	1-4	.250	0-0	.000	0	3	3	3.2	3	2	2	0	1	5	9.9
Feb 23	Mid. Tenn St.*	*	35	4-10	.400	0-3	.000	6-6	1.000	1	2	3	3.2	3	2	2	0	0	14	10.0
Feb 27	@ Troy*	*	26	5-9	.556	2-6	.333	7-8	.875	1	6	7	3.3	3	4	5	0	0	19	10.3
Mar 1	W. Kentucky*	*	33	4-11	.364	2-7	.286	6-7	.857	0	2	2	3.3	4	2	3	0	1	16	10.5
Mar 5	FIU	*	31	6-9	.667	5-6	.833	3-5	.600	0	2	2	3.2	1	5	1	0	1	20	10.8
Mar 9	vs. UALR	*	35	3-6	.500	0-1	.000	4-4	1.000	0	3	3	3.2	0	4	2	0	2	10	10.8

*Sun Belt game


double-figures in eight of FAU's last nine.

Junior College (2005-07):

Played for Steve Eck at Redlands CC for two seasons...earned all-conference honors and defensive first-team honors his sophomore year while helping the team to a 31-2 record and finishing the regular season with a No. 2 national ranking and a Bi-State Championship title...team finished 25-5 his freshman year, with Nwoji leading Redlands to the regional championship game.

High School: Attended Wichita High School South...played for Chris Davis...earned KSHSAA all-state, all-metro and all-city honors his senior season...averaged 19.5 points, 8.0 rebounds and 6.0 assists his senior year...named a member of the Kodak All-American team.

Personal: Born Oct. 21, 1986, in Wichita, KS...son of Aillen Nwoji (Na-WAD-gee).



OVERALL CAREER STATS

Season	GP/S	Min	Avg	TOTAL FG		3-PTRS		F THROWS		REBOUNDS			Avg	PF	A	TO	Blk	Stl	Pts	Avg
				M-A	Pct	M-A	Pct	M-A	Pct	OFF	DEF	TOT								
2007-08	33/33	1096	33.2	110-251	.438	59-144	.410	76-87	.874	12	94	106	3.2	54	122	77	0	29	335	10.8
Career	33/33	1096	33.2	110-251	.438	59-144	.410	76-87	.874	12	94	106	3.2	54	122	77	0	29	335	10.8

CONFERENCE CAREER STATS

Season	GP/S	Min	Avg	TOTAL FG		3-PTRS		F THROWS		REBOUNDS			Avg	PF	A	TO	Blk	Stl	Pts	Avg
				M-A	Pct	M-A	Pct	M-A	Pct	OFF	DEF	TOT								
2007-08	18/18	615	34.2	71-156	.455	34-92	.370	38-44	.864	10	59	69	3.8	36	64	50	0	17	214	11.9
Career	18/18	615	34.2	71-156	.455	34-92	.370	38-44	.864	10	59	69	3.8	36	64	50	0	17	214	11.9

SAMMY HERNANDEZ

FLORIDA ATLANTIC BASKETBALL 2008.09



50

Sammy Hernandez

Senior Forward

6-5, 230

Miami, FL

Junior (2007-08): After sitting out the first 11 games, became eligible to play December 23 at Monmouth... played 14 minutes against Monmouth (12/23) and was inserted into the starting lineup for the next three games, beginning with a conference road game at Louisiana-Lafayette (12/29)... started and played a season-high 24 minutes and pulled down four rebounds against South Alabama (1/2)...ended up averaging eight minutes per game...totaled a season-high five rebounds and made both field goal attempts to score four points at Western Kentucky (1/16)...scored a season-high six on 3-of-4 shooting from the floor against North Texas (1/19).

Sophomore (2006-07): Played in the first two games of the season for George Mason before announcing his intentions to transfer closer to his hometown...transferred to Florida Atlantic on Jan. 3 in time for the spring semester.

Freshman (2005-06): Appeared in all 35 games with one start at George Mason, a team that reached the Final Four of the NCAA Tournament...played in all five NCAA Tournament games and scored in four of them... had five points, five rebounds and an assist against North Carolina (3/19)...points all came in the first half, trimming an 18-5 North Carolina lead to 18-10 and helping to ignite a Mason run...had 3-pointer against Connecticut while grabbing two rebounds (3/26)... finished the season fifth on the team in rebounding and seventh in scoring...averaged 11.1 minutes per game...got the start against Manhattan, scoring four points and five rebounds...followed that up with best collegiate game, scoring career-highs with nine points and 10 rebounds against Georgia State (12/2)... had a pair of 3-pointers in that contest in a career-high 21 minutes...had career-high

CAREER HIGHS	
Points	9 (12/2/05 George Mason at Georgia State)
Mins	24 (1/2/08 vs South Alabama)
Rebs	10 (12/2/05 George Mason at Georgia State)
Off	3 (2x, last 12/25/06 George Mason vs James Madison)
Assists	4 (2/2/06 George Mason at Delaware)
Blocks	2 (2x, last 2/15/06 George Mason vs Drexel)
Steals	1 (7x, last 1/2/08 vs. South Alabama)
FG Made	4 (12/2/05 George Mason at Georgia State)
Att	7 (2/2/06 George Mason at Delaware)
% (5+ att)	3-6 (1/7/06 George Mason vs Delaware)
3-PT Made	2 (3/4/06 George Mason vs. Georgia State)
Att	2 (3x, last 12/29/07 vs. ULL)
% (3+ att)	
FT Made	2 (2x, last 2/6/08 at ULM)
Att	3 (2x, last 12/29/07 vs ULL)
% (4+ att)	



Overall Career Stats																				
Season	GP/S	Min	Avg	TOTAL FG		3-PTRS		F THROWS		OFF	REBOUNDS			PF	A	TO	Blk	Stl	Pts	Avg
				M-A	Pct	M-A	Pct	M-A	Pct		DEF	TOT	Avg							
2007-08	16/3	128	8.0	8-25	.320	0-9	.000	3-7	.429	14	13	27	1.7	19	6	11	0	1	19	1.2
Career	16/3	128	8.0	8-25	.320	0-9	.000	3-7	.429	14	13	27	1.7	19	6	11	0	1	19	1.2
Conference Career Stats																				
Season	GP/S	Min	Avg	TOTAL FG		3-PTRS		F THROWS		OFF	REBOUNDS			PF	A	TO	Blk	Stl	Pts	Avg
				M-A	Pct	M-A	Pct	M-A	Pct		DEF	TOT	Avg							
2007-08	13/3	103	7.9	7-22	.318	0-8	.000	3-5	.600	14	10	24	1.8	14	4	9	0	1	17	1.3
Career	13/3	103	7.9	7-22	.318	0-8	.000	3-5	.600	14	10	24	1.8	14	4	9	0	1	17	1.3

SAMMY HERNANDEZ


FLORIDA ATLANTIC BASKETBALL 2008.09

2007-08 GAME-BY-GAME																				
Game		GS	Min	TOTAL FG		3-PTRS		F THROWS		REBOUNDS				PF	A	TO	Blk	Stl	Pts	Avg
				M-A	Pct	M-A	Pct	M-A	Pct	OFF	DEF	TOT	Avg							
Nov 9	@ Rhode Island	DNP-TRANSFER																		
Nov 12	@ Boston Coll.	DNP-TRANSFER																		
Nov 16	vs. Stetson	DNP-TRANSFER																		
Nov 17	vs. South Florida	DNP-TRANSFER																		
Nov 18	vs. Cleveland St.	DNP-TRANSFER																		
Nov 26	@ UMKC	DNP-TRANSFER																		
Nov 28	@ Kansas	DNP-TRANSFER																		
Dec 1	McNeese State	DNP-TRANSFER																		
Dec 8	Fla. Gulf Coast	DNP-TRANSFER																		
Dec 18	North Florida	DNP-TRANSFER																		
Dec 20	Arkansas State*	DNP-TRANSFER																		
Dec 23	@ Monmouth		14	0-2	.000	0-1	.000	0-2	.000	0	3	3	3.0	3	1	0	0	0	0.0	
Dec 29	@ UL-Lafayette*	*	18	1-4	.250	0-2	.000	1-3	.333	2	2	4	3.5	2	0	3	0	0	1.5	
Jan 2	South Alabama*	*	24	1-4	.250	0-1	.000	0-0	.000	2	2	4	3.7	4	1	0	0	1	1.7	
Jan 5	@ FIU*	*	15	0-1	.000	0-1	.000	0-0	.000	0	0	0	2.8	3	1	2	0	0	1.3	
Jan 9	@ Mid. Tenn St.*	DNP-CD																		
Jan 12	Troy*		6	0-1	.000	0-0	.000	0-0	.000	1	0	1	2.4	1	0	0	0	0	1.0	
Jan 16	@ W. Kentucky*		8	2-2	1.000	0-0	.000	0-0	.000	2	3	5	2.8	2	1	0	0	0	1.5	
Jan 19	North Texas*		3	3-4	.750	0-1	.000	0-0	.000	1	1	2	2.7	0	0	1	0	0	2.1	
Jan 24	Denver*		3	0-0	.000	0-0	.000	0-0	.000	0	0	0	2.4	0	0	0	0	0	1.9	
Jan 27	@ UALR*		7	0-0	.000	0-0	.000	0-0	.000	2	0	2	2.3	1	0	2	0	0	1.7	
Jan 30	New Orleans*		4	0-1	.000	0-1	.000	0-0	.000	1	1	2	2.3	0	1	0	0	0	1.5	
Feb 2	Savannah St.		9	1-1	1.000	0-0	.000	0-0	.000	0	0	0	2.1	1	0	0	0	0	1.5	
Feb 6	@ UL-Monroe*		2	0-0	.000	0-0	.000	2-2	1.000	1	0	1	2.0	0	0	0	0	0	1.6	
Feb 9	Arkansas State*		3	0-2	.000	0-1	.000	0-0	.000	0	0	0	1.8	0	0	0	0	0	1.5	
Feb 11	Longwood		19	1-3	.333	0-0	.000	0-0	.000	1	3	4	1.9	0	2	0	0	0	1.5	
Feb 16	@ South Alabama*		7	0-2	.000	0-1	.000	0-0	.000	1	1	2	1.9	1	0	1	0	0	1.4	
Feb 20	FIU*	DNP-CD																		
Feb 23	Mid. Tenn St.*		3	0-1	.000	0-0	.000	0-0	.000	1	0	1	1.8	0	0	0	0	0	1.3	
Feb 27	@ Troy*	DNP- CD																		
Mar 1	W. Kentucky*	DNP- CD																		
Mar 5	FIU		2	0-0	.000	0-0	.000	0-0	.000	0	0	0	1.7	1	0	2	0	0	1.2	
Mar 9	vs. UALR	DNP- CD																		
*Sun Belt game																				

two blocks against Drexel (2/15) and career-high two assists at Northeastern (1/2).

High School: As a senior he helped Arlington Country Day to its first state title and was named the 2A State Tournament's Most Outstanding Player...team ranked eighth by USA Today's National Top-25 and Hernandez was named to the Class 2A All-State First-Team.

Personal: Business major...born June 5, 1986, in West Palm, FL... raised in Puerto Rico...brother of Cecilia Sanchez and grandson to Cecilia Masoinet.



SANCHEZ HUGHLEY

FLORIDA ATLANTIC BASKETBALL 2008.09



23 Sanchez Hughley
Sophomore
Guard
6-4, 205
Orlando, FL

Freshman (2007-08): Emerged as a fixture in the Owls' starting lineup in his first full collegiate season...made three consecutive starts in late November and early December before being temporarily sidelined due to injury...the first of those early-season starts was at UMKC (11/26)...scored 14 points and had three steals at Kansas (11/28) two nights later...returned to the lineup against Louisiana-Lafayette (12/29) and played 10 minutes after missing four games during the month of December...went on to start in each of the last 18 games, with the exception of senior day against Western Kentucky (3/1)...had five double-digit scoring games against Sun Belt Conference competition...had consecutive double-digit scoring games in early February, scoring a career-high 18 points at Louisiana-Monroe (2/6), going 6-of-9 from the floor and connecting on three 3-pointers...twice made three

3-pointers, first during an 11-point night in FAU's second game of the season at Boston College (11/22)...had a season-high six-rebounds, which included four offensive rebounds vs. Troy (1/12)...had four offensive boards in the next game, grabbing four at Western Kentucky (1/16)...went 4-for-9, including hitting a half-court shot at the halftime buzzer in FAU's 99-93 win at Troy (2/27)...equaled a season-high with 30 minutes played in the first round of the SBC Tournament against FIU (3/5) - a game in which he had a season-high five assists...finished the year averaging just under seven points per game.

(2006-07): Utilized a redshirt season...missed the season's first 11 games due to injury...appeared in three games before electing to redshirt...made his collegiate debut against Florida International, playing four minutes and going 0-for-1 from the field (12/28).

CAREER HIGHS

Points	18 (2/6/08 at ULM)
Mins	30 (11/12/07 at Boston College)
Rebs	6 (1/12/08 vs Troy)
Off	3 (11/28/07 at Kansas)
Assists	5 (3/5/08 vs FIU)
Blocks	1 (11/18/07 vs. Cleveland St.)
Steals	3 (2x, last 2/23/08 at MTSU)
FG Made	6 (2/6/08 at ULM)
Att	10 (1/12/08 vs Troy)
% (5+ att)	6-9 (2/6/08 at ULM)
3-PT Made	3 (2x, 2/6/08 at ULM)
Att	5 (2x, 11/12/07 at Boston College)
% (3+ att)	2-3 (2/8/08 vs Arkansas St.)
FT Made	7 (1/19/08 vs North Texas)
Att	7 (1/19/08 vs North Texas)
% (4+ att)	7-7 (1/19/08 vs North Texas)



SANCHEZ HUGHLEY

FLORIDA ATLANTIC BASKETBALL 2008.09


2007-08 GAME-BY-GAME

Game		GS	Min	TOTAL FG		3-PTRS		F THROWS		REBOUNDS				PF	A	TO	Blk	Stl	Pts	Avg
				M-A	Pct	M-A	Pct	M-A	Pct	OFF	DEF	TOT	Avg							
Nov 9	@ Rhode Island		14	0-2	.000	0-1	.000	0-0	.000	0	2	2	2.0	4	0	0	0	0	0	0.0
Nov 12	@ Boston College		30	4-9	.444	3-5	.600	0-0	.000	0	2	2	2.0	4	2	1	0	2	11	5.5
Nov 16	vs. Stetson		12	0-2	.000	0-2	.000	0-0	.000	0	1	1	1.7	4	0	1	0	0	0	3.7
Nov 17	vs. South Florida		25	1-7	.143	0-3	.000	1-4	.250	0	1	1	1.5	2	0	1	0	2	3	3.5
Nov 18	vs. Cleveland State		7	0-1	.000	0-0	.000	0-0	.000	0	1	1	1.4	3	0	0	1	0	0	2.8
Nov 26	@ UMKC	*	17	1-7	.143	1-4	.250	3-4	.750	1	0	1	1.3	5	0	2	0	0	6	3.3
Nov 28	@ Kansas	*	25	5-8	.625	0-2	.000	5-6	.833	3	1	4	2.0	2	0	2	0	3	14	4.9
Dec 1	McNeese State	*	18	3-7	.429	1-2	.500	0-0	.000	0	1	1	1.6	4	1	0	0	0	7	5.1
Dec 8	Fla. Gulf Coast																			
Dec 18	North Florida																			
Dec 20	@ Arkansas St*																			
Dec 23	@ Monmouth																			
Dec 29	@ UL-Lafayette*		10	0-1	.000	0-1	.000	2-2	1.000	1	2	3	1.8	0	0	4	0	0	2	4.8
Jan 2	South Alabama*		22	3-8	.375	2-3	.667	0-0	.000	0	0	0	1.6	0	0	2	0	0	8	5.1
Jan 5	@ FIU*		11	1-4	.250	0-0	.000	2-2	1.000	0	1	1	1.5	2	2	1	0	2	4	5.0
Jan 9	@ Mid. Tenn St.*	*	16	1-4	.250	1-3	.333	0-0	.000	2	1	3	1.7	4	1	0	0	1	3	4.8
Jan 12	Troy*	*	23	3-10	.300	1-4	.250	2-4	.500	4	2	6	2.0	3	3	3	0	1	9	5.2
Jan 16	@ W. Kentucky*	*	27	2-9	.222	0-2	.000	2-2	1.000	4	1	5	2.2	3	2	2	0	1	6	5.2
Jan 19	North Texas*	*	24	2-6	.333	0-1	.000	7-7	1.000	2	0	2	2.2	2	2	3	0	1	11	5.6
Jan 24	vs. Denver*	*	29	3-6	.500	0-2	.000	3-7	.429	2	2	4	2.3	3	0	4	0	1	9	5.8
Jan 27	@ UALR*	*	17	1-5	.200	0-3	.000	3-3	1.000	0	0	0	2.2	4	0	3	0	0	5	5.8
Jan 30	New Orleans*	*	18	2-6	.333	1-2	.500	5-8	.625	1	0	1	2.1	4	4	1	0	0	10	6.0
Feb 2	Savannah St.	*	14	2-3	.667	1-1	1.000	1-1	1.000	0	1	1	2.1	2	1	2	0	0	6	6.0
Feb 6	@ UL-Monroe*	*	20	6-9	.667	3-5	.600	3-6	.500	2	2	4	2.2	5	1	4	0	0	18	6.6
Feb 9	Arkansas State*	*	29	2-5	.400	2-3	.667	4-6	.667	1	1	2	2.1	3	2	0	0	2	10	6.8
Feb 11	Longwood	*	23	2-5	.400	1-2	.500	3-4	.750	0	3	3	2.2	2	2	2	0	1	8	6.8
Feb 16	@ So. Alabama*	*	23	2-9	.222	1-4	.250	2-2	1.000	2	0	2	2.2	3	1	4	0	1	7	6.8
Feb 20	FIU*	*	24	0-5	.000	0-3	.000	0-0	.000	0	0	0	2.1	3	1	2	0	1	0	6.5
Feb 23	Mid. Tenn St.*	*	21	2-5	.400	1-3	.333	0-0	.000	0	2	2	2.1	1	0	2	0	3	5	6.5
Feb 27	@ Troy*	*	22	4-9	.444	1-3	.333	0-0	.000	2	1	3	2.1	5	1	0	0	0	9	6.6
Mar 1	W. Kentucky*		18	0-3	.000	0-2	.000	2-2	1.000	0	0	0	2.0	3	0	1	0	0	2	6.4
Mar 5	FIU	*	30	3-6	.500	0-2	.000	5-6	.833	3	2	5	2.1	4	5	0	0	0	11	6.6
Mar 9	vs. UALR	*	15	1-3	.333	1-2	.500	0-0	.000	0	0	0	2.1	1	0	2	0	1	3	6.4

*Sun Belt game

High School: Attended Lyman High School in Longwood, FL...coached by Norman Ready...averaged 23.7 points, 7.4 rebounds, 4.6 assists, and two steals his senior season...named to the Second-Team All-State and Second-Team All-Seminole County...nominated for McDonald's All-America honors...Lyman High School Student-Athlete of the Year...heavily recruited to play both basketball and football...student government vice-president...Rotary Club Student of the Year...performed more than 1,000 hours of community service.

Personal: Born Sept. 3, 1987, in Orlando, FL...son of Kenneth and Jacqueline Jones.



OVERALL CAREER STATS

Season	GP/S	Min	Avg	TOTAL FG		3-PTRS		F THROWS		REBOUNDS				PF	A	TO	Blk	Stl	Pts	Avg
				M-A	Pct	M-A	Pct	M-A	Pct	OFF	DEF	TOT	Avg							
2006-07	3/0	14	4.7	0-4	.000	0-2	.000	0-2	.000	1	1	2	0.7	3	0	2	0	0	0	0.0
2007-08	29/20	584	20.1	56-164	.341	21-70	.300	54-75	.720	30	30	60	2.1	85	31	50	0	23	187	6.4
Career	32/20	598	18.4	56-168	.333	21-72	.300	54-77	.701	31	31	62	1.9	88	31	52	0	23	187	5.8

CONFERENCE CAREER STATS

Season	GP/S	Min	Avg	TOTAL FG		3-PTRS		F THROWS		REBOUNDS				PF	A	TO	Blk	Stl	Pts	Avg
				M-A	Pct	M-A	Pct	M-A	Pct	OFF	DEF	TOT	Avg							
2006-07	3/0	14	4.7	0-4	.000	0-2	.000	0-2	.000	1	1	2	0.7	3	0	2	0	0	0	0.0
2007-08	17/13	354	20.8	34-104	.327	13-44	.295	37-51	.725	23	15	38	2.2	48	10	20	0	14	118	6.9
Career	20/13	368	18.4	34-108	.315	13-46	.282	37-53	.698	24	16	40	2.0	51	10	22	0	14	118	5.9

XAVIER PERKINS

FLORIDA ATLANTIC BASKETBALL 2008.09



24

Xavier Perkins

Sophomore

Guard

6-4, 225

Delray Beach, FL

Freshman (2007-08): Key part of FAU's 2007-08 team as a redshirt freshman, playing in all 33 games and making five starts...went to the free-throw line 138 times, which is the 10th highest single-season total in program history...94 free-throw makes just eight shy of an FAU freshmen record...started FAU's season-opener at Rhode Island (11/9)...consistently played about 20 minutes per game...enjoyed some of his best games when FAU was on the road...took five shots or more in just three of his 33 appearances, scoring a season-high 13 at Troy (2/27) on 4-of-4 shooting from both the field and on the free-throw line...had five rebounds and a blocked shot in an early-season game at No. 4 Kansas (11/28)...played 23 minutes in FAU's home-opener against McNeese State (12/1) scoring in double-figures for the first time, totaling 10 points and making his first 3-pointer of the year...had nine points in

FAU's next game vs. Florida Gulf Coast (12/8), matching a season-high with seven field goal attempts...distributed four assists vs. North Florida (12/18)...started FAU's Sun Belt Conference opener at Arkansas State (12/20) scoring seven points in 26 minutes...had back-to-back six rebound nights, the second of which coming vs. Troy (1/12), a game in which he also had a season-high five assists...made 9-of-13 free throws and scored 11 points in a late-season non-conference game with Savannah State (2/2)...grabbed a season-high seven rebounds in 29 minutes at Louisiana-Monroe (2/6)...scored 12 points and had a pair of steals at South Alabama (2/16)...scored 12 points, making 7-of-8 free-throws in the second round of the SBC Tournament in Mobile, Alabama vs. UALR (3/9)...finished the year averaging just under six points per game.

(2006-07): Elected to utilize a redshirt season after missing early time due to an injury.

CAREER HIGHS

Points	13 (2/27/08 at Troy)
Mins	29 (2/6/08 at UL-Monroe)
Rebs	7 (2/6/08 at UL-Monroe)
Off	3 (4x, 1/12/08 vs Troy)
Assists	5 (1/12/08 vs Troy)
Blocks	1 (2x, 12/20/07 at Arkansas St.)
Steals	2 (2/16/08 at South Alabama)
FG Made	4 (3x, 2/16/08 at South Alabama)
Att	7 (2x, 2/16/08 at South Alabama)
% (5+ att)	3-5 (1/12/08 vs Troy)
3-PT Made	1 (4x, 3/9/08 vs UALR)
Att	3 (2x, 12/8/08 vs FGCU)
% (3+ att)	1-3 (2x, 12/8/08 vs FGCU)
FT Made	9 (2/2/08 vs Savannah St.)
Att	13 (2/2/08 vs Savannah St.)
% (4+ att)	5-5 (12/20/07 at Arkansas St.)



XAVIER PERKINS

FLORIDA ATLANTIC BASKETBALL 2008.09


2007-08 GAME-BY-GAME

Game		GS	Min	TOTAL FG		3-PTRS		F THROWS		OFF	REBOUNDS		PF	A	TO	Blk	Stl	Pts	Avg
				M-A	Pct	M-A	Pct	M-A	Pct		DEF	TOT							
Nov 9	@ Rhode Island	*	17	0-2	.000	0-0	.000	2-4	.500	1	1	2	2.0	5	0	4	0	0	2.0
Nov 12	@ Boston College		15	0-2	.000	0-1	.000	5-8	.625	3	0	3	2.5	0	0	2	0	1	3.5
Nov 16	vs. Stetson		18	1-1	1.000	0-0	.000	0-0	.000	1	2	3	2.7	5	1	4	0	1	3.0
Nov 17	vs. South Florida		20	2-2	1.000	0-0	.000	4-4	1.000	0	1	1	2.3	4	0	3	0	0	4.3
Nov 18	vs. Cleveland State		21	2-4	.500	0-1	.000	5-7	.714	1	1	2	2.4	2	1	1	0	0	5.2
Nov 26	@ UMKC	*	22	1-5	.200	0-0	.000	1-1	1.000	0	0	0	1.8	4	2	2	0	0	4.8
Nov 28	@ Kansas		21	0-5	.000	0-0	.000	1-2	.500	3	2	5	2.3	2	0	2	1	1	4.3
Dec 1	McNeese State		23	3-5	.600	1-3	.333	3-5	.600	0	1	1	2.0	4	0	3	0	0	5.0
Dec 8	Fla. Gulf Coast		23	4-7	.571	1-3	.333	0-2	.000	1	2	3	2.2	1	1	2	0	1	5.4
Dec 18	North Florida		21	1-5	.200	0-0	.000	2-3	.667	0	1	1	2.1	2	4	4	0	0	5.3
Dec 20	@ Arkansas State*	*	26	1-4	.200	0-1	.000	5-5	1.000	0	1	1	2.0	4	1	2	1	0	7.5
Dec 23	@ Monmouth	*	24	1-4	.250	0-1	.000	4-7	.571	0	3	3	2.1	5	2	6	0	1	5.5
Dec 29	@ UL-Lafayette*		19	1-4	.250	0-1	.000	3-4	.750	0	1	1	2.0	3	0	1	0	0	5.5
Jan 2	So. Alabama*	*	5	0-1	.000	0-1	.000	0-0	.000	0	0	0	1.9	0	2	1	0	0	5.1
Jan 5	@ FIU*		17	2-3	.667	0-0	.000	3-7	.429	0	0	0	1.7	5	2	1	0	1	5.2
Jan 9	@ Mid. Tenn St.*		20	1-3	.333	0-2	.000	1-3	.333	3	3	6	2.0	2	1	1	0	0	5.1
Jan 12	Troy*		22	3-5	.600	0-0	.000	3-3	1.000	3	3	6	2.2	1	5	1	0	0	5.3
Jan 16	@ W. Kentucky*		13	1-2	.500	0-0	.000	2-5	.400	1	1	2	2.2	0	3	0	0	0	5.2
Jan 19	North Texas*		12	1-1	1.000	0-0	.000	4-4	1.000	0	1	1	2.2	2	1	3	0	0	5.3
Jan 24	Denver*		13	1-2	.500	0-0	.000	0-0	.000	0	1	1	2.1	2	0	1	0	1	5.1
Jan 27	@ UALR*		15	2-4	.500	0-0	.000	1-2	.500	1	1	2	2.1	5	1	3	0	1	5.1
Jan 30	New Orleans*		14	1-2	.500	0-0	.000	4-4	1.000	0	2	2	1.9	4	2	2	0	1	5.2
Feb 2	Savannah St.		19	1-4	.250	0-1	.000	9-13	.692	0	5	5	2.0	3	1	4	0	1	5.5
Feb 6	@ UL-Monroe*		29	2-6	.333	0-1	.000	4-8	.500	1	6	7	2.3	0	1	2	0	1	5.6
Feb 9	Arkansas State*		11	1-3	.333	0-0	.000	2-3	.667	1	2	3	2.3	1	0	5	0	0	5.5
Feb 11	Longwood		18	1-5	.200	0-1	.000	4-6	.667	2	2	4	2.4	3	1	3	0	0	5.6
Feb 16	@ So. Alabama*		25	4-7	.571	0-0	.000	4-7	.571	0	2	2	2.3	4	1	2	0	2	5.8
Feb 20	FIU*		11	0-1	.000	0-0	.000	3-5	.600	1	0	1	2.3	3	0	2	0	1	5.7
Feb 23	Mid. Tenn St.*		26	0-0	.000	0-0	.000	0-0	.000	0	1	1	2.3	2	1	2	0	0	5.5
Feb 27	@ Troy*		23	4-4	1.000	1-1	1.000	4-4	1.000	1	1	2	2.2	2	2	3	0	0	5.8
Mar 1	W. Kentucky*		7	0-0	.000	0-0	.000	2-2	1.000	0	0	0	2.2	3	1	1	0	0	5.6
Mar 5	FIU		13	1-3	.333	0-0	.000	3-5	.600	0	1	1	2.1	2	0	2	0	0	5.6
Mar 9	vs. UALR		18	2-4	.500	1-1	1.000	7-8	.875	2	0	2	2.1	5	0	1	0	0	5.8

*Sun Belt game

High School: Attended Saint Andrews High School in Boca Raton, FL...coached by John O'Connell...set the school record with more than 2,000 career points...averaged 18.6 points, 7.1 rebounds and 3.8 assists as a senior...ranked as the 12th-best senior in the state by FloridaHoops.com and 16th by Galaxy of Stars Basketball...named 3A First-Team All-State player by the Florida Sports Writers Association (FSWA)...named the local 3A Player of the Year by the Boca Raton News, the Palm Beach Post and Sun-Sentinel...named MVP of the Florida Athletic Coaches Association (FACA) All-Star game...team was 29-2 and reached the state finals...named a 2A Third-Team All-State player by the FSWA as a junior.

Personal: Born March 17, 1988, in Boynton Beach, FL...son of Xavier, Sr., and Sharlene Perkins.



Overall Career Stats																					
Season	GP/S	Min	Avg	TOTAL FG		3-PTRS		F THROWS		OFF	REBOUNDS				PF	A	TO	Blk	Stl	Pts	Avg
				M-A	Pct	M-A	Pct	M-A	Pct		DEF	TOT	Avg								
2007-08	32/5	581	18.2	44-107	.411	4-15	.267	94-138	.681	23	45	68	2.1	88	36	75	2	14	186	5.8	
Career	32/5	581	18.2	44-107	.411	4-15	.267	94-138	.681	23	45	68	2.1	88	36	75	2	14	186	5.8	
Conference Career Stats																					
Season	GP/S	Min	Avg	TOTAL FG		3-PTRS		F THROWS		OFF	REBOUNDS				PF	A	TO	Blk	Stl	Pts	Avg
				M-A	Pct	M-A	Pct	M-A	Pct		DEF	TOT	Avg								
2007-08	17/2	288	16.9	24-49	.490	1-5	.200	44-63	.698	9	23	32	1.9	41	23	32	1	8	93	5.5	
Career	17/2	288	16.9	24-49	.490	1-5	.200	44-63	.698	9	23	32	1.9	41	23	32	1	8	93	5.5	



40 Brett Royster
Sophomore
F/C
6-8, 220
Arlington, TH

Freshman (2007-08): Only three players in FAU history had more blocks in a single-season than Royster's 41 in 2007-08, the best for any freshman in school history and the fifth highest single-season total all-time...easily on pace to shatter the FAU career record for blocked shots...played in 31 games, starting seven...starter in both FAU post-season games in the Sun Belt Conference Tournament...swatted a shot in 22 of the 31 games he appeared in and eclipsed the 100-rebound mark...team leader in blocks and third in rebounds per game...starter in three of the first four games of the season...ranked fifth among all Sun Belt Conference players in blocks...had six rebounds in just 13 minutes at Boston College (11/12) and played 24 minutes and made 3-of-4 shots against Stetson (11/16...had three blocks six different times, the first coming in 20 minutes at No. 4 Kansas (11/28)... returned to the starting

lineup, making two starts in mid-December...played a season-high 27 minutes in that first mid-December start, equaling a season-high with six rebounds vs. Florida Gulf Coast (12/8)...went 3-for-3 from the field and made all four of his free-throw attempts to score a season-high 10 points vs. FIU (1/5)...matched his season-high with 10 points vs. North Texas (1/19) in a game in which he went 5-of-5 from the floor...blocked three shots and had nine points in just 14 minutes against Longwood (2/11)...started in both post-season games... pulled down six rebounds against UALR (3/9) in the SBC Tournament's second round in Mobile, Alabama.

High School: Attended Arlington Martin High School...played for Jeff Plemons...McDonald's All-American nominee...named all-district first-team and co-defensive player of the year his senior season... holds the school record for

CAREER HIGHS

Points	10 (2x, last, 1/19/08 vs North Texas)
Mins	27 (12/8/07 vs FGCU)
Rebs	6 (4x, 3/7/08 vs UALR)
Off	4 (11/12/07 at Boston College)
Assists	1 (6x, 3/7/08 vs UALR)
Blocks	3 (6x, 2/20/08 vs FIU)
Steals	2 (3/5/08 vs FIU)
FG Made	5 (1/19/08 vs North Texas)
Att	7 (11/28/07 at Kansas)
% (5+ att)	5-5 (1/19/08 vs North Texas)
3-PT Made	
Att	
% (3+ att)	
FT Made	4 (2x, 3/1/08 vs WKU)
Att	5 (3/1/08 vs WKU)
% (4+ att)	4-4 (1/5/08 vs FIU)



2007-08 GAME-BY-GAME

Game		GS	Min	TOTAL FG		3-PTRS		F THROWS		OFF	REBOUNDS			PF	A	TO	Blk	Stl	Pts	Avg
				M-A	Pct	M-A	Pct	M-A	Pct		DEF	TOT	Avg							
Nov 9	@ Rhode Island		18	4-5	.800	0-0	.000	1-3	.333	3	2	5	5.0	1	0	1	2	0	9	9.0
Nov 12	@ Boston Coll.	*	13	2-3	.667	0-0	.000	0-0	.000	4	2	6	5.5	3	0	0	0	1	4	6.5
Nov 16	vs. Stetson	*	24	3-4	.750	0-0	.000	1-2	.500	2	3	5	5.3	5	0	1	2	0	7	6.7
Nov 17	vs. South Florida	*	12	0-0	.000	0-0	.000	0-0	.000	0	6	6	5.5	1	0	2	1	1	0	5.0
Nov 18	vs. Cleveland State		7	0-0	.000	0-0	.000	0-0	.000	0	0	0	4.4	1	0	0	0	0	0	4.0
Nov 26	@ UMKC		5	1-1	1.000	0-0	.000	0-2	.000	0	2	2	4.0	0	0	1	1	0	2	3.7
Nov 28	@ Kansas		20	2-7	.286	0-0	.000	0-0	.000	3	2	5	4.1	3	0	1	3	1	4	3.7
Dec 1	McNeese State		15	1-2	.500	0-0	.000	2-2	1.000	1	2	3	3.8	2	0	0	2	0	4	3.8
Dec 8	Fla. Gulf Coast	*	27	1-2	.500	0-0	.000	1-2	.500	3	3	6	4.0	2	0	1	2	1	3	3.7
Dec 18	North Florida	*	17	2-5	.400	0-0	.000	2-4	.500	1	2	3	3.9	4	0	0	3	0	6	3.9
Dec 20	Arkansas State	DNP-INJ																		
Dec 23	@ Monmouth	DNP-INJ																		
Dec 29	@ UL-Lafayette		13	2-6	.333	0-0	.000	0-0	.000	1	4	5	4.0	2	0	3	0	0	4	3.9
Jan 2	South Alabama		13	1-4	.250	0-0	.000	1-3	.333	1	1	2	3.8	1	0	0	2	0	3	3.8
Jan 5	@ FIU		23	3-3	1.000	0-0	.000	4-4	1.000	1	5	6	4.0	1	1	0	0	0	10	4.3
Jan 9	@ Mid. Tenn St.		6	0-1	.000	0-0	.000	1-2	.500	0	1	1	3.8	0	0	0	0	0	1	4.1
Jan 12	Troy		5	0-0	.000	0-0	.000	0-0	.000	0	0	0	3.5	1	0	0	1	0	0	3.8
Jan 16	@ W. Kentucky		21	2-3	.667	0-0	.000	0-0	.000	1	4	5	3.6	2	1	0	2	0	4	3.8
Jan 19	North Texas		19	5-5	1.000	0-0	.000	0-1	.000	0	2	2	3.5	1	0	5	3	0	10	4.2
Jan 24	Denver		11	2-3	.667	0-0	.000	0-0	.000	1	1	2	3.4	0	0	0	0	0	4	4.2
Jan 27	@ Ark-Little Rock		16	1-2	.500	0-0	.000	1-3	.333	0	1	1	3.3	1	0	1	3	0	3	4.1
Jan 30	New Orleans		14	1-2	.500	0-0	.000	1-2	.500	2	1	3	3.3	1	0	2	1	0	3	4.1
Feb 2	Savannah St.		11	0-3	.000	0-0	.000	3-4	.750	0	3	3	3.3	3	0	3	0	0	3	4.0
Feb 6	@ UL-Monroe		12	1-3	.333	0-0	.000	0-0	.000	0	0	0	3.1	1	0	1	1	1	2	3.9
Feb 9	Arkansas State		17	1-2	.500	0-0	.000	2-2	1.000	2	0	2	3.1	2	0	1	1	0	4	3.9
Feb 11	Longwood		14	3-4	.750	0-0	.000	3-4	.750	2	3	5	3.2	1	1	1	3	0	9	4.1
Feb 16	@ South Alabama		24	0-5	.000	0-0	.000	1-2	.500	1	2	3	3.2	1	0	3	0	0	1	4.0
Feb 20	FIU		17	1-3	.333	0-0	.000	3-4	.750	2	2	4	3.2	1	1	1	3	1	5	4.0
Feb 23	Mid. Tenn St.		2	1-1	1.000	0-0	.000	0-0	.000	0	1	1	3.1	5	0	0	0	0	2	4.0
Feb 27	@ Troy		16	1-1	1.000	0-0	.000	2-3	.667	1	4	5	3.2	4	0	0	2	1	4	4.0
Mar 1	W. Kentucky		13	2-3	.667	0-0	.000	4-5	.800	1	3	4	3.2	3	0	2	1	0	8	4.1
Mar 5	FIU	*	17	1-4	.250	0-0	.000	1-2	.500	0	2	2	3.2	4	1	1	1	2	3	4.1
Mar 7	vs. UALR	*	23	0-6	.000	0-0	.000	0-1	.000	1	5	6	3.3	2	1	1	1	0	0	3.9

most blocked shots in a single season...averaged 12.0 points, 9.0 rebounds and 8.0 blocks per game as a junior...named 5A Defensive Player of the Year in District 7 that season...garnered 2006-07 preseason honorable mention All-America honors by Street and Smith's magazine... played for the DFW Showtyme at the AAU level, coached by Ervan Davis.

Personal: Born March 3, 1989, in Los Angeles, CA...son of Diane Hadley.



OVERALL CAREER STATS

Season	GP/S	Min	Avg	M-A	Pct	TOTAL FG		3-PTRS		F THROWS		REBOUNDS			PF	A	TO	Blk	Stl	Pts	Avg
						M-A	Pct	M-A	Pct	OFF	DEF	TOT	Avg								
2007-08	31/7	465	15.0	44-93	.473	0-0	.000	34-57	.596	34	67	101	3.3	59	6	32	41	9	122	3.9	
Career	31/7	465	15.0	44-93	.473	0-0	.000	34-57	.596	34	67	101	3.3	59	6	32	41	9	122	3.9	

CONFERENCE CAREER STATS

Season	GP/S	Min	Avg	M-A	Pct	TOTAL FG		3-PTRS		F THROWS		REBOUNDS				PF	A	TO	Blk	Stl	Pts	Avg
						M-A	Pct	M-A	Pct	OFF	DEF	TOT	Avg									
2007-08	17/0	242	14.2	24-47	.511	0-0	.000	20-31	.645	14	32	46	2.7	27	3	19	20	3	68	4.0		
Career	17/0	242	14.2	24-47	.511	0-0	.000	20-31	.645	14	32	46	2.7	27	3	19	20	3	68	4.0		



5 Alex Tucker
Freshman
Guard
5-II, 160
San Pedro, CA

High School/Prep: Starred at Redondo Union High School in Los Angeles... capped a stellar high school career by leading the Sea Hawks to one of the best records in school history during his senior season in 2006-07...named an All-CIF performer three times at Redondo Union playing for head coach Tom Maier... named the Bay League's MVP and the Daily Breeze Player of the Year as a senior...also garnered all-state recognition as a prep senior, scoring more than 19 points per game and averaging seven assists...Bay League MVP as a junior and named a second-team player by

the Daily Breeze...led Redondo Union to the Bay League Championship as a sophomore...went on to attend Summit College Prep in Simi Valley, California, in 2007-08, playing for Summit's elite prep program, which is recognized as one of the best nationwide...also played for Bob Gottlieb and the Branch West AAU program where he was named the 2008 GBOA West Region MVP.

Personal: Full name is Alexander Clayton Tucker... born May 10, 1989, in Omaha, Neb,...son of Denise and Milton Tucker.



3 Chris Watson
Freshman
Forward
6-6, 210
Daytona Beach, FL

High School: Attended Lyman High School in the Orlando area... outstanding athlete, lettering in basketball, football and track and field...three-time varsity letterman in basketball... twice honored as an All-Metro Conference player, earning first team accolades as a senior and second team as a junior... named Lyman's team MVP as both a junior and senior...named the best dunker in Florida by the Florida Amateur Athletic Zone and Breakdown Online Magazine.

Personal: Full name is Christopher Watson... twice lettered in track and field at Lyman, clearing 6-foot, 8-inches in the high jump...placed second in the high jump at the state regionals and fourth in the state finals...three-time football letterman...was originally recruited to play football at FAU.




13 Nick Gagel
Freshman
Guard
6-0, 170
Louisville, KY

High School: Had a phenomenal prep career at Jeffersontown High School in the Louisville area...scored 1,277 points and set school records by making 210 three-point shots and shooting 49 percent from a three-point range as a three-year starter...J'Town went 81-17 during those three seasons... averaged 15.8 points and 4.1 assists as a senior and at season's end was named the Kentucky Association of Basketball Coaches (KABC) 2008 Region 7 Player of the Year and the 2008 Region 7 Tournament MVP...named by the Associated Press to its Kentucky High School Boys' All-State basketball team in 2008, one of just 21 prep players in Kentucky to be recognized by the AP... scored 16 points in the 2008 Ohio-Kentucky All-Star Game, which earned him game MVP honors...3-point contest champion at the 2008 Ohio-Kentucky All-Star Game...nominated as a 2008 McDonald's All American and to the 2008 Louisville Invitational Tournament All-Tournament Team... The 'Nick Gagel Leadership Award' was created by his high school coach at

Jeffersontown, Jeff Morrow, to recognize leadership... helped Jeffersontown make four straight regional championship appearances and two state tournament trips (2006 and 2008)... played a key role on the Chargers' state championship team of 2006...three-time All-Region 7 Team and All-District 28 Team honoree.

Personal: Full name is Nicholas Ryan Gagel... born Nov. 13, 1988, in New Albany, IN...son of Nick and Debbie Gagel...plans to major in business...a 2008 Kentucky High School Athletic Association Academic Scholarship Recipient...also starred as a prep baseball player at J'Town, and was named the Chargers best pitcher and top defensive player three times...three-time Celebration of Young Poets contest winner...also awarded numerous academic accolades, including making the honor roll in each of his four years as a high school student...earned a 3.7 GPA which was Top 10 in his 2008 graduating class...three-year member of both the Beta Club and the National Honor Society.




1 Shavar Richardson
Freshman
Guard
6-2, 165
Brooklyn, NY

High School/Prep: Starred at Brooklyn's Bishop Loughlin Memorial High School... honored as one of the top players from each New York borough...selected to compete in the Prestige Wheelchair Classic All-Star game...coached by Khalid Green at Bishop Loughlin Memorial...went on to average 17.6 points per game at New Creations Christian prep school in Richmond, Indiana, in 2007-08... helped New Creations prep go 41-9, leading the Flyers to the 2008 Pennsylvania Prep School Invitational National Championship...a true two-guard, Richardson also played point guard for a Flyers team that had five players average double-figures in scoring... played for Tony Cole at New Creations prep...also played for the Team Odom AAU program.

Personal: Full name is Shavar Xavier Richardson... born Aug. 4, 1989, in Brooklyn, NY...son of Myoshi and Everage Richardson Jr....plans to major in Liberal Arts...Scottie Pippen was his basketball idol growing up.

JUSTIN DAVIS

FLORIDA ATLANTIC BASKETBALL 2008.09



55 Justin Davis

Sophomore
Center
6-10, 240
Jacksonville, FL

Freshman (2007-08):
Earned academic All-America honors and was named to the Dean's List as a true freshman at Mercer University...totaled 10 blocks and 36 rebounds in 21 games.

High School: Twice named team MVP at Jacksonville's Episcopal High School...

honored as the school's top male athlete and the basketball team's captain as a senior...poured in 20 points per game and averaged 11.6 rebounds as a senior en route to earning Class 3A First-Team All-District honors...also named a 3A Third-Team

All-State performer...coached by Brian Roseberry...helped the Eagles to a 15-7 record during his junior campaign...averaged 15.6 points per game, grabbed 10.1 rebounds and averaged more than five blocks as a junior...played for the AAU Nike Team Georgia Elite program where he was coached by Al Outlaw and Lindsey Davis.

Honor Society and Delta Sigma Pi National Business Fraternity member while at Mercer...idolized Shaquille O'Neil as a young player.

Personal: Full name is Justin Antonio Davis...born July 17, 1989, in Jacksonville, FL...son of Tony and Patricia Davis...international finance major...named to the Atlantic Sun Conference All-Academic team as a college freshman in 2008...also received academic All-American accolades in 2008...Phi Eta Sigma National

2007-08 GAME-BY-GAME (at Mercer)

Game		GS	Min	TOTAL FG		3-PTRS		F THROWS		REBOUNDS				PF	A	TO	Blk	Stl	Pts	Avg
				M-A	Pct	M-A	Pct	M-A	Pct	OFF	DEF	TOT	Avg							
Nov. 10	@ #18 USC		5	0-1	.000	0-0	.000	0-0	.000	0	0	0	0.0	2	0	0	1	0	0	0.0
Nov. 13	ALABAMA		5	0-0	.000	0-0	.000	0-0	.000	0	1	1	0.5	2	0	0	0	0	0	0.0
Nov. 16	@ Harvard		4	0-1	.000	0-0	.000	0-0	.000	1	1	2	1.0	0	0	0	1	0	0	0.0
Nov. 18	@ Boston College		3	0-0	.000	0-0	.000	0-0	.000	0	2	2	1.3	1	0	0	0	0	0	0.0
Nov. 24	LMU		4	0-1	.000	0-0	.000	0-0	.000	1	1	2	1.4	1	0	0	0	0	0	0.0
Nov. 26	Georgia Southern		2	0-1	.000	0-0	.000	0-0	.000	0	0	0	1.2	0	0	1	0	0	0	0.0
Dec. 8	SEWANEE		15	0-1	.000	0-0	.000	1-2	.500	2	3	5	1.7	4	1	1	2	0	1	0.1
Dec. 19	@ Auburn		3	1-2	.500	0-0	.000	0-1	.000	0	0	0	1.5	0	0	0	0	0	2	0.4
Dec. 29	@ Coll of Charleston		5	0-0	.000	0-0	.000	0-0	.000	0	0	0	1.3	2	0	0	0	0	0	0.3
Dec. 30	S.C. State		5	0-1	.000	0-0	.000	0-0	.000	1	0	1	1.3	1	0	0	1	0	0	0.3
Jan. 10	UNF		2	0-0	.000	0-0	.000	0-0	.000	0	0	0	1.2	1	0	0	0	0	0	0.3
Jan. 17	@ FGCU		3	0-1	.000	0-0	.000	0-0	.000	0	0	0	1.1	1	0	0	0	0	0	0.3
Jan. 19	@ Stetson		4	0-0	.000	0-0	.000	0-0	.000	0	2	2	1.2	1	0	1	1	0	0	0.2
Jan. 24	LIPSCOMB		5	1-2	.500	0-0	.000	1-3	.333	3	1	4	1.4	0	0	0	1	0	3	0.4
Feb. 1	@ ETSU		3	0-1	.000	0-0	.000	0-0	.000	1	0	1	1.3	0	0	0	1	0	0	0.4
Feb. 3	@ USC Upstate		15	1-5	.200	0-0	.000	0-1	.000	2	4	6	1.6	2	0	0	1	0	2	0.5
Feb. 7	@ Gardner-Webb		2	1-2	.500	0-0	.000	0-0	.000	1	1	2	1.6	0	0	0	0	0	2	0.6
Feb. 21	@ Jacksonville		14	2-4	.500	0-0	.000	0-3	.000	4	1	5	1.8	3	0	0	1	1	4	0.8
Feb. 23	@ UNF		10	1-2	.500	0-0	.000	0-0	.000	2	1	3	1.9	3	0	0	0	0	2	0.8
Feb. 29	KENNESAW STATE		4	0-0	.000	0-0	.000	0-0	.000	0	0	0	1.8	0	0	0	0	0	0	0.8
Mar. 5	Jacksonville		2	0-0	.000	0-0	.000	0-0	.000	0	0	0	1.7	1	0	0	0	0	0	0.8

OVERALL CAREER STATS (AT MERCER)

Season	GP/S	Min	Avg	M-A	Pct	TOTAL FG		3-PTRS		F THROWS		REBOUNDS		PF	A	TO	Blk	Stl	Pts	Avg
						M-A	Pct	M-A	Pct	OFF	DEF	TOT	Avg							
2007-08	21/0	115	5.5	7-25	.280	0-0	.000	2-10	.200	18	18	36	1.7	25	1	3	10	1	16	0.8
Career	21/0	115	5.5	7-25	.280	0-0	.000	2-10	.200	18	18	36	1.7	25	1	3	10	1	16	0.8

CONFERENCE CAREER STATS (AT MERCER/A-SUN CONF.)

Season	GP/S	Min	Avg	M-A	Pct	TOTAL FG		3-PTRS		F THROWS		REBOUNDS		PF	A	TO	Blk	Stl	Pts	Avg
						M-A	Pct	M-A	Pct	OFF	DEF	TOT	Avg							
2007-08	10/0	62	6.2	6-17	.353	0-0	.000	1-7	.143	13	10	23	2.3	11	0	1	5	1	13	1.3
Career	10/0	62	6.2	6-17	.353	0-0	.000	1-7	.143	13	10	23	2.3	11	0	1	5	1	13	1.3



History